

Portage Public Schools

THE FUTURE LEARNS HERE

STREET GUIDE

Effective September 2011

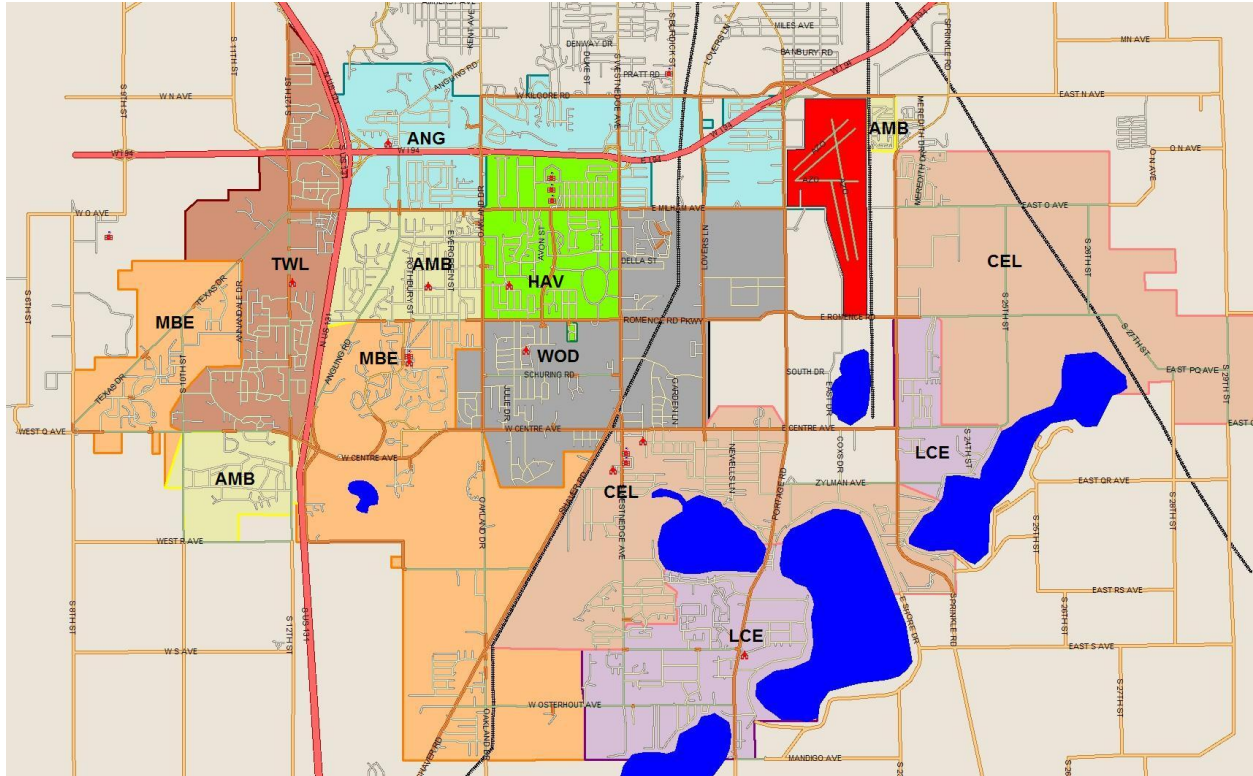
(Revised: 8/1/11)



We regret any errors or omissions and request users to bring any questions to the attention of the Transportation Department as noted below.

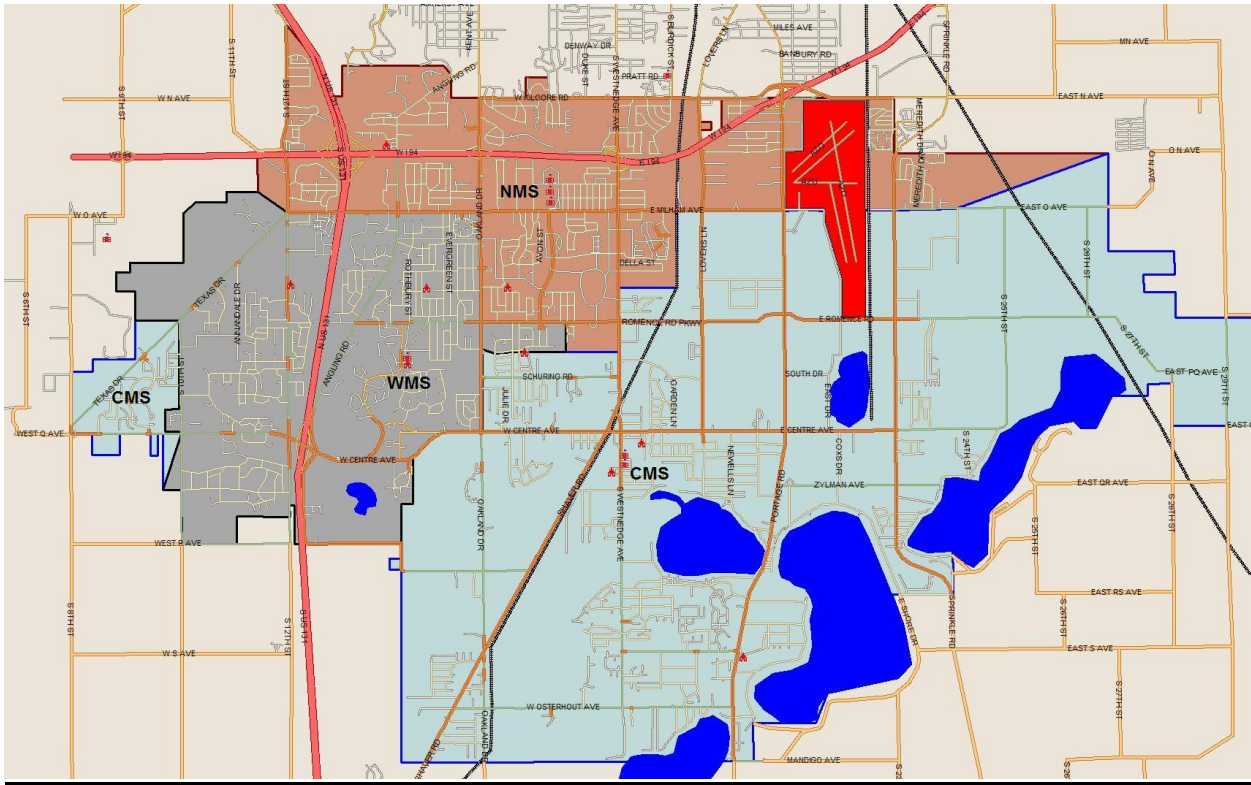
Please Note: Anyone using this Street Guide for the purpose of purchasing a home or establishing residency should confirm the information contained in this document with the Transportation Department at 269.323.5151. Maps in this document are general in nature and may not reflect actual current boundaries.

Elementary School Boundaries Map



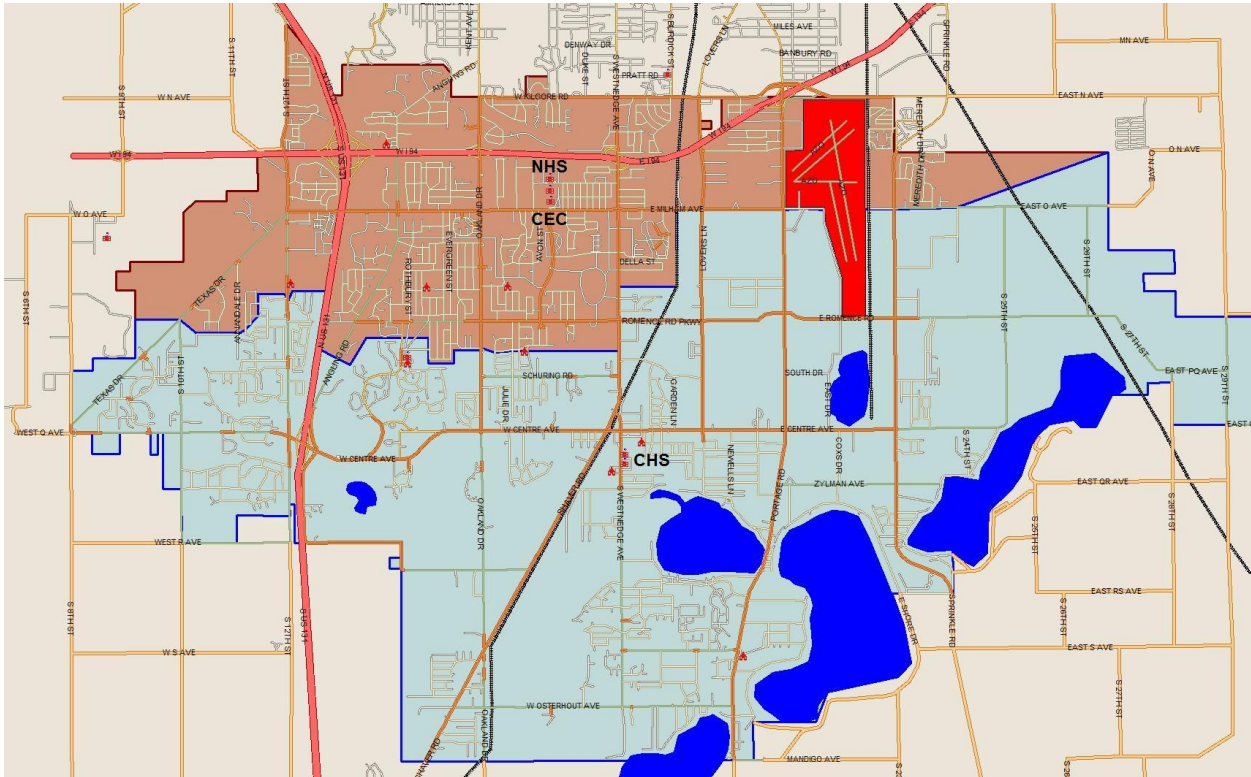
SCHOOL SITE	Abbr.	Phone
Amberly Elementary	AMB	323-5900
Angling Road Elementary	ANG	323-6000
Central Elementary	CEL	323-6100
Haverhill Elementary	HAV	323-6200
Lake Center Elementary	LCE	323-6300
Moorsbridge Elementary	MBE	323-6400
Twelfth St. Elementary	TWL	323-6900
Woodland Elementary	WOD	323-6600
General Information		323-5000
School Closing Hotline		323-6800

Middle School Boundaries Map



<i>SCHOOL SITE</i>	<i>Abbr.</i>	<i>Phone</i>
Central Middle School	CMS	323-5600
North Middle School	NMS	323-5700
West Middle School	WMS	323-5800
Community Education Center	CEC	323-6700
General Information		323-5000
School Closing Hotline		323-6800

High School Boundaries Map



SCHOOL SITE	Abbr.	Phone
Central High School	CHS	323-5200
Northern High School	NHS	323-5400
Community Education Center	CEC	323-6700
General Information		323-5000
School Closing Hotline		323-6800

INTRODUCTION

This Portage Public Schools STREET GUIDE is intended to serve as a resource in helping to identify the appropriate High School, Middle School, and Elementary School attendance areas associated with all of the streets within the school district. The information contained in this guide can be found on the web at www.portageps.org under “PPS District Street Guide.”

Please Note: Anyone considering the purchase or rental of a home within the boundaries of the Portage Public Schools district should confirm the information contained in this publication with the Transportation Department at 323-5151.

HOW TO USE THIS STREET GUIDE

If you are looking for a house on a particular street, locate the street name in the guide alphabetically and then note the three columns from left to right which refer to the High School, Middle School, and Elementary School attendance areas associated with that street.

EXAMPLE: ABBOTT AVE. All houses are within the Northern High School (NHS), North Middle School (NMS), and Angling Road (ANG) attendance areas.

Several streets within the district encompass more than one attendance area. In those cases, the specific location on the street in question needs to be identified before the individual attendance areas can be identified.

EXAMPLE: ANGLING RD. Addresses up to 5999 are within the Northern High School (NHS), North Middle School (NMS), and Angling Road Elementary (ANG) attendance areas.

Addresses between 6000 and 6999 are within the Northern High School (NHS), West Middle School (WMS), and Amberly Elementary (AMB) attendance areas.

Considerable effort has been made to provide an accurate and up to date street guide. We regret any errors or omissions and request users to bring any questions to the attention of the Transportation Department at the phone number listed above.

A

ABBOTT AVE	NHS	NMS	ANG
ABBOTT CT	NHS	NMS	ANG
ABIGAIL ST	CHS	CMS	LCE
ADKINS CT	CHS	CMS	LCE
ADMIRAL AVE	CHS	CMS	WOD
ALBATROSS CT	NHS	WMS	AMB
ALDERSGATE DR	CHS	CMS	CEL
ALFA CT	NHS	NMS	WOD
ALGONQUIN ST	CHS	WMS	WOD
ALICE AVE	NHS	NMS	HAV
ALLARDOWNE ST	NHS	NMS	ANG
ALTEN ST	NHS	NMS	TWL
AMBERLY	NHS	WMS	AMB
AMES DR	CHS	CMS	CEL
AMOS AVE	NHS	NMS	ANG
ANCHOR LN	CHS	CMS	CEL
ANDOVER WOODS CT	NHS	WMS	TWL
ANDOVER WOODS RD	NHS	WMS	TWL
ANDREA LN	CHS	CMS	WOD
ANDRUS CT	NHS	NMS	AMB
ANDY AVE	NHS	NMS	ANG
ANGLING RD*			
* 2400 – 5999	NHS	NMS	ANG
* 6000 – 6999	NHS	WMS	AMB
* 7000 – 7249	NHS	WMS	MBE
* 7250 – 8999	CHS	WMS	MBE
ANNANDALE DR*			
* 6522 – 7033	NHS	WMS	MBE
* 7050 & higher	CHS	WMS	MBE
ANNAS LN	NHS	WMS	TWL
ANTHONY ST	CHS	WMS	TWL
APPALOOSA ST	CHS	CMS	LCE
APPLE ST	CHS	CMS	CEL
APPLECROFT AVE	CHS	CMS	CEL
APPLEGROVE LN	NHS	WMS	TWL
APPLEWOOD LN	NHS	WMS	AMB
APRICOT CT	NHS	WMS	TWL
ARABIAN DR	CHS	CMS	LCE
ARBOR POINTE CIR	NHS	WMS	MBE
ARBORCREST CT	CHS	CMS	WOD
ARBORCREST ST	CHS	CMS	WOD
ARBUTUS TRL	NHS	WMS	AMB
ARCHWOOD DR	CHS	CMS	LCE

ARROW AVE	NHS	NMS	HAV
ASHLAND AVE	CHS	WMS	MBE
ASHTON FARMS BLVD	CHS	WMS	TWL
ASHTON WOODS CT	CHS	CMS	WOD
ASHTON WOODS DR	CHS	CMS	WOD
ATHOL CT	CHS	CMS	LCE
ATTLEBERRY AVE	CHS	WMS	MBE
ATWATER CT	NHS	WMS	TWL
AUBURN LN	NHS	NMS	AMB
AUBURN WOODS TRL	CHS	CMS	LCE
AUSTIN CT	CHS	CMS	CEL
AUSTIN DR	CHS	CMS	LCE
AUSTIN SHORES AVE	CHS	CMS	LCE
AUSTRIAN PINEWAY	NHS	WMS	MBE
AUTUMN ST	CHS	CMS	LCE
AVALON WOODS CT	CHS	CMS	MBE
AVALON WOODS DR	CHS	CMS	MBE
AVON ST	NHS	NMS	HAV
AZALEA ST	NHS	NMS	ANG

B

BACH AVE	CHS	CMS	MBE
BAHAMA LN	CHS	CMS	LCE
BACON AVE	CHS	CMS	LCE
BALA CYNWYD CT	NHS	NMS	ANG
BALFOUR DR	NHS	WMS	MBE
BALI CT	CHS	CMS	LCE
BALMORAL ST	CHS	CMS	CEL
BARBERRY AVE	CHS	CMS	CEL
BARRINGTON DR	CHS	CMS	WOD
BARRYMORE ST	NHS	NMS	TWL
BAY MEADOW TRL	NHS	NMS	ANG
BAY RIDGE RD	NHS	WMS	MBE
BAY SIDE AVE	CHS	CMS	LCE
BAYHAM ST	CHS	CMS	CEL
BAYWOOD DR*			
*5000 – 5999	NHS	NMS	ANG
*6000 – 6199	NHS	WMS	AMB
BEACON HARBOR ST	NHS	NMS	ANG
BEALWOOD AVE	CHS	CMS	WOD
BEAR LAKE CIR	CHS	CMS	MBE
BEAR LAKE TRL	CHS	CMS	MBE
BEAUVOIS AVE	CHS	CMS	WOD
BEDFORD ST	NHS	NMS	CEL
BEECHMOUNT AVE	NHS	NMS	TWL
BEETHOVEN AVE	CHS	CMS	MBE
BELARD ST	NHS	NMS	CEL
BELGIAN AVE	CHS	CMS	MBE
BELLAIRE AVE	NHS	NMS	HAV
BELLEWOOD ST	CHS	CMS	LCE
BELLFLOWER DR	NHS	WMS	AMB
BENDER RD	NHS	NMS	ANG
BENNETT ST	NHS	NMS	ANG
BENNINGTON CT	CHS	WMS	MBE
BENT TREE RD	CHS	WMS	TWL
BENTLY DR	NHS	WMS	MBE
BERMUDA ST	CHS	CMS	LCE
BERTLAND DR	CHS	WMS	TWL
BERWICK AVE	NHS	NMS	CEL
BIRCHTON AVE	CHS	CMS	WOD
BIRCHWOOD DR	NHS	WMS	TWL
BIRD ROCK ST	NHS	NMS	ANG
BISCAYNE AVE	CHS	CMS	CEL
BISHOP AVE *			

*4130 – 4724 <i>Even Only</i>	CHS	CMS	LCE
*4295 – 4605 <i>Odd Only</i>	CHS	CMS	CEL
BITTERSWEET ST	CHS	CMS	CEL
BLACKBURN AVE	CHS	WMS	TWL
BLACK FOREST DR	CHS	CMS	LCE
BLACKMAR CIRCLE	CHS	WMS	MBE
BLACKTAIL AVE	CHS	CMS	LCE
BLUE BROOK LN	CHS	CMS	WOD
BLUE HERON ST	NHS	NMS	ANG
BLUE JAY DR	CHS	WMS	AMB
BLUE SPRUCE LN	CHS	WMS	AMB
BLUEBIRD CT	NHS	WMS	AMB
BLUEGRASS ST	NHS	NMS	HAV
BOB WHITE AVE	CHS	WMS	AMB
BOLINGBROOK DR	NHS	NMS	HAV
BONITA CT	CHS	CMS	LCE
BORDEAUX LN	NHS	WMS	TWL
BOSTON AVE	NHS	NMS	ANG
BRADENTON PL	CHS	CMS	LCE
BRADFORD ST	NHS	NMS	HAV
BRAEBURN CT	CHS	WMS	TWL
BRAHMS AVE	CHS	CMS	MBE
BRAMBLEWOOD DR	CHS	WMS	TWL
BRANCH AVE*			
*4301 – 4691 <i>Odd Only</i>	CHS	CMS	CEL
BRANDYCHASE AVE	CHS	WMS	TWL
BRANDYWINE RD	NHS	NMS	ANG
BRATCHER ST	NHS	NMS	HAV
BRAVO CT	NHS	NMS	WOD
BRECKENRIDGE WAY	CHS	CMS	LCE
BRENNERTON DR	NHS	NMS	ANG
BRENT AVE	NHS	NMS	HAV
BRETON WOODS CT	CHS	CMS	MBE
BRIANNA TRL	CHS	CMS	CEL
BRIAR CREST DR	CHS	CMS	LCE
BRIARHILL DR	NHS	NMS	TWL
BRIARHILL CT	NHS	NMS	TWL
BRICKLETON CT	CHS	WMS	TWL
BRICKLEWOOD WOODS DR	CHS	WMS	TWL
BRIDLEWOOD CIR	NHS	WMS	MBE
BRIGHAM ST	NHS	WMS	AMB
BRIGHTON LN	NHS	NMS	HAV
BRINDLE TRL	CHS	CMS	MBE
BRISTLECONE DR	NHS	WMS	TWL
BRITTANY DR	CHS	CMS	CEL
BROCKTON DR	CHS	WMS	MBE

BRONSON BLVD	NHS	NMS	ANG
BROOKCREST DR	CHS	CMS	WOD
BROOKHAVEN DR	NHS	NMS	ANG
BROOKMOOR LN	CHS	CMS	WOD
BROOKWOOD DR	CHS	CMS	WOD
BROWN AVE	CHS	CMS	WOD
BROWNIES CT	NHS	NMS	AMB
BRUNING ST	CHS	CMS	CEL
BRYN MAWR DR*			
* <u>Texas Township</u>	NHS	WMS	TWL
BRYNMAWR DR*			
*2900 – 3299 <u>City of Portage</u>	NHS	NMS	ANG
BUCKHORN ST	NHS	NMS	HAV
BUNCHBERRY DR	NHS	WMS	AMB
BURGUNDY LN	NHS	WMS	TWL
BURKWOOD DR	NHS	WMS	AMB
BURNING TREE ST	CHS	WMS	TWL
BURNOCK DR	CHS	WMS	MBE
BURR RIDGE RD	NHS	NMS	TWL
BURRWOOD AVE	NHS	NMS	ANG
BURRWOOD ST	NHS	NMS	ANG
BURT DR	CHS	CMS	LCE
BYE ST	CHS	CMS	WOD
BYRD DR	NHS	NMS	ANG
BYRNE CT	CHS	WMS	MBE

C

CABOT ST	NHS	NMS	CEL
CALICO AVE	CHS	CMS	CEL
CAMELOT ST	NHS	WMS	AMB
CAMEO AVE	CHS	CMS	WOD
CANARY DR	CHS	WMS	AMB
CANTER GLEN CT	CHS	CMS	MBE
CAPE CORAL WAY	CHS	CMS	LCE
CAPRI ST	CHS	CMS	LCE
CAPTIVA ISLAND	CHS	CMS	MBE
CARIBOU AVE	CHS	CMS	LCE
CARLSBROOK LN	NHS	WMS	WOD
CARNOUSTIE ST	CHS	WMS	MBE
CARRIAGE PL	NHS	NMS	ANG
CARRIE LN	CHS	CMS	CEL
CASTELAIRE ST	NHS	NMS	HAV
CASTLEWOOD AVE	NHS	NMS	HAV
CASTLEFORT AVE	NHS	NMS	HAV
CATAWBA LN	NHS	WMS	TWL
CEDARCREST AVE	NHS	NMS	TWL
CEDARVIEW DR	CHS	CMS	CEL
CENTRAL AVE	CHS	CMS	LCE
CENTRE AVE, EAST*			
*100 – 1298 <i>Even Only</i>	CHS	CMS	CEL
*101 – 1299 <i>Odd Only</i>	CHS	CMS	WOD
*1300 – 3999	CHS	CMS	CEL
*4000 – 4899	CHS	CMS	LCE
CENTRE AVE, WEST*			
*100 – 2099	CHS	CMS	WOD
*2100 – 4999	CHS	WMS	MBE
CENTRE LN, EAST	CHS	CMS	CEL
CHABLIS LN	NHS	WMS	TWL
CHADEAU AVE	CHS	WMS	TWL
CHALFONTE AVE	NHS	NMS	ANG
CHAMBERLAIN ST	NHS	NMS	ANG
CHAMBRAY ST*			
*9444 – 9743	CHS	CMS	CEL
*9842 – 9821	CHS	CMS	LCE
CHAPEL ST	CHS	CMS	MBE
CHARDONNAY LN	NHS	WMS	TWL
CHARLES ST	CHS	CMS	LCE
CHARLIE CT	NHS	NMS	WOD
CHARTER AVE	CHS	CMS	WOD
CHARWOOD DR	CHS	CMS	WOD

CHASEMORE CT	NHS	NMS	TWL
CHASEMORE DR	NHS	NMS	TWL
CHATEAU DR	CHS	CMS	WOD
CHATHAM ST	NHS	NMS	CEL
CHAUCER AVE	CHS	CMS	LCE
CHAUCER CT	CHS	CMS	LCE
CHELSEA LN	NHS	NMS	WOD
CHERRYVIEW DR	CHS	CMS	CEL
CHERRYWOOD ST	NHS	WMS	AMB
CHESHIRE ST	NHS	NMS	CEL
CHESTNUT RIDGE AVE	CHS	CMS	MBE
CHICKADEE DR	CHS	WMS	AMB
CHIPPEWA ST	CHS	WMS	WOD
CHOPIN AVE	CHS	CMS	MBE
CHORAL AVE	CHS	CMS	MBE
CHURCHILL LN	CHS	WMS	MBE
CIRCLEWOOD DR	NHS	NMS	ANG
CLAREMOUNT ST	NHS	NMS	TWL
CLARENCE DR	CHS	CMS	LCE
CLAIRES CT	CHS	CMS	CEL
CLIFFWOOD AVE	CHS	CMS	LCE
CLOVERLEAF LN	NHS	WMS	AMB
CLYDESDALE AVE	CHS	CMS	MBE
COACHLITE AVE	NHS	WMS	AMB
COBBLESTONE LN	NHS	NMS	ANG
COBBLEWOOD DR	CHS	WMS	TWL
COLCHESTER AVE	CHS	CMS	WOD
COLONIAL AVE	NHS	NMS	ANG
COLONY LN	CHS	WMS	AMB
COLONY WOODS DR	CHS	WMS	AMB
CONCORD ST	NHS	NMS	ANG
CONDOR CT	NHS	WMS	AMB
CONESTOGA ST	CHS	WMS	MBE
CONNECTICUT DR	NHS	NMS	HAV
CONNOLLY LN	CHS	WMS	TWL
CONSTITUTION BLVD	NHS	NMS	HAV
COOLEY DR	CHS	WMS	MBE
COPPER OAKS ST	CHS	CMS	LCE
CORA DR	CHS	CMS	LCE
CORAL SPRINGS DR	CHS	CMS	LCE
CORDUROY ST	CHS	CMS	CEL
CORNELL ST	NHS	NMS	HAV
CORSTANGE CT	CHS	CMS	CEL
CORSTANGE RD	CHS	CMS	CEL
COTTAGE OAKS DR	CHS	WMS	MBE
COTTONDALE AVE	NHS	NMS	HAV

COULTER ST	NHS	NMS	HAV
COUNTRY GROVE CIR	CHS	CMS	MBE
COX DR	CHS	CMS	CEL
CRANSTON ST	NHS	NMS	CEL
CREEKSIDE	CHS	CMS	WOD
CREST POINT DR	NHS	NMS	HAV
CRICKLEWOOD ST	CHS	CMS	LCE
CROCKETT AVE	CHS	CMS	CEL
CROMWELL ST	NHS	NMS	HAV
CROWN POINTE DR	NHS	WMS	MBE
CRUMPS RD	NHS	NMS	AMB
CULLYS TRL	NHS	WMS	AMB
CURRIER DR	CHS	CMS	WOD
CURRY LN	CHS	CMS	WOD
CURTIS AVE	CHS	WMS	WOD
CYPRESS BAY DR*			
*5000 – 5999	CHS	WMS	TWL
*6000 – 6999	NHS	WMS	TWL
CYPRESS ST	NHS	WMS	AMB

D

DAKOTA AVE	NHS	NMS	HAV
DANDALE ST	CHS	CMS	LCE
DARTMOOR CT	CHS	CMS	MBE
DARYL CT	CHS	CMS	MBE
DATE ST	NHS	NMS	HAV
DAVCLIFF AVE	NHS	WMS	AMB
DAVENTRY AVE	NHS	WMS	AMB
DAWNLEE AVE	NHS	NMS	ANG
DE HAAN	NHS	NMS	ANG
DEADWOOD DR: N, S, E, & W	NHS	NMS	AMB
<u>*5203/5205/5215 DEADWOOD DR E ARE COMSTOCK SCHOOLS</u>			
DEEP FOREST CT	CHS	WMS	WOD
DEEP POINT DR	CHS	CMS	LCE
DEER CROSSING LN	CHS	CMS	LCE
DEERFIELD ST	NHS	NMS	HAV
DEERPATH RD	CHS	WMS	TWL
DEFOE CT	CHS	CMS	LCE
DELASALA CT	CHS	CMS	MBE
DELLA ST	NHS	NMS	WOD
DELTA CT	NHS	NMS	WOD
DERBY CT	CHS	CMS	MBE
DEVON ST	NHS	NMS	HAV
DEWBERRY ST	CHS	CMS	MBE
DIXIE DR	CHS	CMS	LCE
DOGWOOD DR	CHS	CMS	WOD
DOLPHIN ST	CHS	CMS	CEL
DONOVAN DR	NHS	NMS	AMB
DONNE CT	CHS	CMS	LCE
DORSET ST	CHS	CMS	WOD
DORVAL RD	CHS	WMS	TWL
DOUBLETREE CT	CHS	WMS	TWL
DOVE CT	NHS	WMS	AMB
DOVES HOLLOW CT	CHS	CMS	LCE
DOWNING ST	NHS	NMS	TWL
DRAYTON CT	CHS	CMS	LCE
DRURY LN	CHS	CMS	WOD
DUKESHIRE AVE	NHS	NMS	ANG
DUNROSS DR	CHS	WMS	MBE
DUNWOODY CT	CHS	WMS	TWL

E

8TH ST*			
*7569 – 7965 <i>Odd Only</i>	CHS	CMS	MBE
EAGLE CT	NHS	WMS	AMB
EAGLE HARBOR AVE	NHS	NMS	ANG
EAST SHORE DR*			
*2055 – 9446	CHS	CMS	CEL
EASTERN AVE	CHS	CMS	LCE
ECHO CT	NHS	NMS	WOD
ECKENER DR	NHS	NMS	ANG
EDGECLIFF LN	NHS	NMS	ANG
EDGEFIELD ST	NHS	WMS	AMB
EDGEWATER DR	CHS	CMS	LCE
EDINGTON AVE	NHS	NMS	HAV
EDMONDS ST	CHS	CMS	WOD
EDWIN ST	CHS	CMS	CEL
ELK ST	CHS	CMS	LCE
ELMVIEW DR	CHS	CMS	CEL
EMILY AVE	CHS	CMS	LCE
ENGEL CT	CHS	CMS	CEL
EQUESTRIAN DR	CHS	CMS	LCE
EQUESTRIAN WOODS CT	CHS	CMS	MBE
ESTERO DR	CHS	CMS	LCE
EVANS ST	NHS	NMS	ANG
EVENTIDE DR	NHS	NMS	TWL
EVERGREEN ST	NHS	WMS	AMB
EWING AVE	CHS	WMS	WOD

F

FAIRFIELD RD	NHS	NMS	ANG
FAIRLANE AVE	CHS	CMS	LCE
FALABELLA CIR	CHS	CMS	MBE
FALCON CT	NHS	WMS	AMB
FALL LN	CHS	CMS	LCE
FALLOW AVE	CHS	CMS	LCE
FARMINGTON AVE	CHS	WMS	TWL
FARNHAM AVE	NHS	NMS	CEL
FAWN COVE LN	CHS	WMS	MBE
FAYETTE CT	CHS	CMS	LCE
FESCUE ST	NHS	NMS	HAV
FIELDSTONE DR	NHS	NMS	TWL
FINCH DR	CHS	WMS	AMB
FIR TREE AVE	NHS	NMS	ANG
FIRESIDE AVE	CHS	CMS	LCE
FIRST ST	CHS	CMS	CEL
FLAMINGO AVE	NHS	NMS	HAV
FLEETWOOD DR	NHS	NMS	ANG
FLORINDA AVE	CHS	CMS	CEL
FOREST DR	CHS	CMS	CEL
FORT MYERS PKWY	CHS	CMS	LCE
FOUR SEASONS DR	CHS	WMS	TWL
FOX CROSSING ST	CHS	CMS	MBE
FOX HOLLOW CT	CHS	CMS	LCE
FOX VALLEY AVE	NHS	NMS	TWL
FOXCROFT DR	CHS	WMS	TWL
FOXFIRE TRL	NHS	NMS	TWL
FOXTROT CT	NHS	NMS	WOD
FREDERICK DR	CHS	CMS	CEL
FRENCH BAY DR	NHS	NMS	ANG
FRIENDLY AVE	NHS	NMS	ANG
FRONTIER AVE	CHS	WMS	MBE

G

GABARDINE AVE	CHS	CMS	CEL
GARDEN DR	CHS	CMS	WOD
GARDEN LN	CHS	CMS	WOD
GARDEN RD	NHS	NMS	ANG
GATWICK CT	CHS	WMS	TWL
GENEVA AVE	CHS	WMS	TWL
GEORGIA AVE	NHS	NMS	HAV
GERNAAT CT	NHS	CMS	WOD
GERTRUDE AVE	CHS	CMS	WOD
GINGHAM AVE	CHS	CMS	CEL
GLADYS ST	NHS	NMS	WOD
GLEN HARBOR RD	NHS	WMS	TWL
GLENALMOND DR	CHS	WMS	MBE
GLENCOVE CT	NHS	WMS	ANG
GLENKERRY CT	CHS	WMS	MBE
GLENN DR	CHS	CMS	CEL
GLENWOOD CIR	NHS	WMS	AMB
GOLDEN EYE DR	NHS	NMS	ANG
GOLDEN RIDGE TRL	NHS	WMS	TWL
GOOSEBERRY AVE	NHS	WMS	TWL
GRAEFIELD CT	CHS	CMS	LCE
GRAHAM ST	CHS	CMS	LCE
GRAND ARBRE TR	NHS	NMS	ANG
GRAND COLONY DR	CHS	WMS	AMB
GRAND ST	CHS	CMS	WOD
GRAND TRAVERSE LN	NHS	NMS	ANG
GRANDMARIS AVE	NHS	NMS	ANG
GRASSMERE ST	NHS	NMS	TWL
GRAY ST	CHS	CMS	CEL
GRAY OAK LN	CHS	CMS	MBE
GREEN FOREST DR	NHS	WMS	WOD
GREEN PINE LN	CHS	WMS	AMB
GREENBRIAR DR	NHS	NMS	ANG
GREENHILL RD	NHS	NMS	ANG
GREENSPIRE DR	CHS	WMS	MBE
GREENVIEW AVE	NHS	NMS	HAV
GREGG CT	CHS	CMS	WOD
GRENACHE LN	NHS	WMS	TWL
GROSSE POINTE ST	NHS	NMS	ANG
GROUSE CT	NHS	WMS	AMB
GULF BREEZE CT	CHS	CMS	LCE
GULF BREEZE RD	CHS	CMS	LCE
GULFPORT TRL	CHS	CMS	LCE

GWYNEDD DR

NHS NMS ANG

H

HAFLINGER CIR	CHS	CMS	MBE
HALLOCK CIR	CHS	CMS	CEL
HAMELINK DR	NHS	NMS	ANG
HAMLIN DR	NHS	NMS	AMB
HAMPSTEAD CT	CHS	WMS	MBE
HAMPSTEAD LN	CHS	WMS	MBE
HAMPTON LAKE CT	CHS	WMS	MBE
HAMPTON OAKS DR	CHS	CMS	WOD
HAMPTON ST	NHS	NMS	HAV
HANDEL ST	CHS	CMS	MBE
HANOVER AVE*			
*4510 – 4726 <i>Even Only</i>	NHS	NMS	CEL
* <i>Odd number addresses are Comstock Schools)</i>			
HARDWICK AVE	NHS	NMS	HAV
HARLEY AVE	NHS	WMS	AMB
HARVEST LN	CHS	CMS	LCE
HAVERHILL AVE	NHS	NMS	HAV
HAYES ST	CHS	CMS	CEL
HEATHER RIDGE DR	CHS	WMS	MBE
HEATHROW AVE	CHS	WMS	TWL
HEDGEWOOD ST	NHS	NMS	ANG
HELEN AVE	NHS	NMS	ANG
HEMLOCK AVE	NHS	NMS	ANG
HENLEY DR	NHS	NMS	HAV
HEVERLY DR	NHS	NMS	ANG
HEVERLY DR: EAST & WEST	NHS	NMS	ANG
HICKORY HILL LN*			
*5000 – 5261	NHS	NMS	TWL
HICKORY POINT DR (N, S, & E)	NHS	WMS	AMB
HICKORY POINT DR W*			
*6800 – 6999	NHS	WMS	AMB
*7000 – 7207	NHS	WMS	MBE
HICKORYVIEW DR	CHS	CMS	CEL
HICKS CORNER	NHS	NMS	AMB
HIGH POINTE CIR	NHS	WMS	AMB
HIGHLAND DR	CHS	CMS	CEL
HIGHLAND CORRAL CIR	CHS	CMS	MBE
HILBERRY DR	CHS	CMS	LCE
HILL AN BROOK DR	NHS	NMS	ANG
HILLSMOOR LN	CHS	WMS	MBE
HITCHING POST RD	CHS	WMS	TWL
HOLIDAY LN	NHS	NMS	ANG

HOLLOW WOOD DR	NHS	WMS	AMB
HOLLY AVE	CHS	CMS	MBE
HOMESTEAD LN	CHS	WMS	MBE
HORSESHOE CIR	CHS	CMS	MBE
HORTON DR	NHS	NMS	TWL
HOWARD ST	CHS	CMS	WOD
HULL ST	CHS	CMS	WOD
HUMMINGBIRD CT	NHS	WMS	AMB
HUNTERS RIDGE DR	CHS	WMS	TWL
HUNTWICK RD	CHS	WMS	TWL

I

IBIS CT	NHS	WMS	AMB
IDAHO AVE	NHS	NMS	HAV
IDLEWOOD AVE	NHS	NMS	TWL
INDEPENDENCE DR	NHS	NMS	HAV
INDIAN RD	NHS	NMS	ANG
INNISBROOK DR	CHS	WMS	MBE
IOWA AVE	NHS	NMS	HAV
ISABELLE ST	NHS	WMS	AMB
IVANHOE CT	NHS	NMS	ANG
IVYWOOD CT	NHS	NMS	HAV

I

JACAMAR CT	NHS	WMS	AMB
JACOBS CT	CHS	CMS	CEL
JAMAICA LN	CHS	CMS	LCE
JAMES WAY	CHS	CMS	LCE
JASON CT	NHS	NMS	HAV
JENNIFER CT	NHS	NMS	HAV
JERRY LN	NHS	WMS	AMB
JESSICA DR	CHS	WMS	MBE
JOHN ST	CHS	CMS	CEL
JONATHON DR	CHS	CMS	CEL
JOSHUA TREE CT	CHS	WMS	TWL
JOY DR	CHS	CMS	WOD
JULIE DR	CHS	CMS	WOD

K

KALARAMA RD	NHS	WMS	AMB
KALINE AVE	NHS	NMS	TWL
KARENDALE AVE	CHS	CMS	LCE
KARLEE	CHS	CMS	LCE
KATIE CT	CHS	CMS	MBE
KAYLIN CT	NHS	WMS	WOD
KEITH CT	CHS	WMS	TWL
KELSEA TRL	CHS	CMS	CEL
KELVERE AVE	NHS	WMS	WOD
KENMURE DR	CHS	CMS	WOD
KEY WEST	CHS	CMS	MBE
KEYSTONE ST	NHS	NMS	HAV
KIBBYS CIR	NHS	NMS	AMB
KILBIRNIE CT	CHS	WMS	MBE
EAST KILGORE RD*			
*100 – 3602 <i>Even Only</i>	NHS	NMS	ANG
WEST KILGORE RD*			
*101 – 1999 <i>Odd Only</i>	NHS	NMS	ANG
KILMORY CIR	CHS	WMS	MBE
KILTZ ST	NHS	NMS	HAV
KIM AVE	CHS	CMS	WOD
KING EDWARDS CT	NHS	NMS	AMB
KINGSBURY DR	NHS	NMS	ANG
KINGSPORT RD	CHS	CMS	CEL
KINGSTON DR*			
*7400 – 7999	CHS	CMS	WOD
*8000 – 8149	CHS	CMS	CEL
KIRKALDY CIR	CHS	WMS	MBE
KIRKLAND CT	CHS	WMS	MBE
KIRKWOOD AVE	NHS	NMS	HAV
KIWI CT	NHS	WMS	AMB
KROMDYKE AVE	CHS	CMS	WOD

L

LA SALLE ST	CHS	CMS	WOD
LAKE AVE	CHS	CMS	CEL
LAKE DR	CHS	CMS	CEL
LAKE FOREST DR	NHS	NMS	ANG
LAKE HILL DR	NHS	NMS	ANG
LAKE WOOD DR*			
*7500 – 7999	CHS	CMS	WOD
*8000 – 8210	CHS	CMS	CEL
LAKESIDE DR*			
*4300 – 4449	NHS	NMS	ANG
LAKEVIEW DR	CHS	CMS	LCE
LAMA RD	NHS	NMS	ANG
LAMAR DR	CHS	CMS	WOD
LAMPLITE CIR	NHS	WMS	AMB
LANCELOT	CHS	CMS	LCE
LAND O LAKES DR	CHS	CMS	LCE
LANDSDOWNE AVE	NHS	NMS	ANG
LANSING AVE	CHS	CMS	WOD
LARGO BLVD	CHS	CMS	LCE
LARKSPUR AVE	CHS	CMS	CEL
LASO RIDGE DR	CHS	CMS	MBE
LAURELWOOD AVE	CHS	CMS	CEL
LAWTON CT	NHS	NMS	HAV
LEAWOOD ST	NHS	WMS	MBE
LENOX AVE	CHS	CMS	WOD
LESLEE ST	NHS	WMS	WOD
LEWSINDA AVE	CHS	WMS	TWL
LEXINGTON CIR	NHS	NMS	CEL
LEXINGTON AVE	NHS	NMS	CEL
LEYLAND PINE ST	NHS	WMS	TWL
LIDO TER	CHS	CMS	LCE
LINNEMAN AVE	CHS	CMS	WOD
LISZT ST	CHS	CMS	MBE
LITEOLIER ST	NHS	WMS	AMB
LITES END CT	NHS	WMS	AMB
LLOY ST	CHS	CMS	LCE
LOIS LN	NHS	NMS	ANG
LOLICH CIR	NHS	NMS	TWL
LONG LAKE DR*			
*4111 – 4730	CHS	CMS	CEL
LONGBOAT KEY RD	CHS	CMS	LCE
LONGVIEW CT	CHS	NMS	HAV
LONGVIEW ST	NHS	NMS	HAV

LOOKOUT LN	NHS	NMS	AMB
LORAC ST	CHS	CMS	CEL
LORI CT	CHS	WMS	MBE
LOST PINE WAY	NHS	WMS	AMB
LOVEBIRD CT	NHS	WMS	AMB
LOVERS LANE*			
*5000 – 5999	NHS	NMS	ANG
*6000 – 7999	CHS	CMS	WOD
*8000 – 8539	CHS	CMS	CEL
LUDGATE LN	CHS	CMS	WOD
LUDINGTON AVE	CHS	CMS	LCE
LUM ST	CHS	CMS	CEL
LYNNHILL ST	NHS	NMS	ANG

M

M.L. KING DR	NHS	NMS	HAV
MACARTHUR LN	CHS	WMS	MBE
MACKENZIE LN	CHS	WMS	MBE
MAGELLAN CT	CHS	CMS	CEL
MAHONEY ST	CHS	CMS	CEL
MALL DR	NHS	NMS	HAV
MALLARD CIR	NHS	WMS	AMB
MANDIGO AVE*			
*1713 – 2001 <i>Odd Only</i>	CHS	CMS	LCE
MANHATTAN ST	NHS	NMS	HAV
MANSFIELD AVE	NHS	WMS	MBE
MAPLERIDGE DR	NHS	NMS	ANG
MAPLEVIEW AVE	CHS	CMS	MBE
MARCEL AVE	CHS	WMS	TWL
MARFIELD AVE*			
*7000 – 7249	NHS	WMS	WOD
*7250 – 7439	CHS	CMS	WOD
MARIGOLD AVE	CHS	CMS	CEL
MARINER ST	CHS	CMS	LCE
MARKET PL	NHS	NMS	ANG
MARLOW ST	NHS	NMS	HAV
MARSH POINTE	NHS	WMS	MBE
MARSHA	CHS	WMS	TWL
MARYLYNN CT	CHS	CMS	LCE
MASTENBROOK DR	CHS	CMS	WOD
MATTESON CT	CHS	CMS	LCE
MAYFIELD ST	CHS	CMS	CEL
MAYNARD AVE	CHS	CMS	CEL
MC CLISH CT	CHS	CMS	CEL
MCCAMLEY DR	CHS	CMS	LCE
MCGILLICUDDY LN	NHS	WMS	AMB
MEADOWBROOK LN	NHS	NMS	ANG
MEADOWLARK DR*			
* <i>S OF KILGORE ONLY</i>	NHS	NMS	ANG
MEADOWLARK LN	NHS	NMS	ANG
MELBOURNE CT	CHS	CMS	LCE
MELODY AVE	CHS	CMS	CEL
MERCHANT PL	CHS	CMS	WOD
MEREDITH DR*			
*5502 – 5945	NHS	NMS	CEL
MERLOT CT	NHS	WMS	TWL
MERRYVIEW DR	NHS	NMS	ANG

METSA CT	CHS	CMS	LCE
MIDFIELD RD	NHS	NMS	ANG
MILAN AVE	CHS	WMS	TWL
E MILHAM AVE*			
*100 – 798 <u>Even Only</u>	NHS	NMS	WOD
*101 – 799 <u>Odd Only</u>	NHS	NMS	ANG
*800 – 3100	NHS	NMS	ANG
*4100 – 4899	NHS	NMS	CEL
W MILHAM AVE*			
*100 – 2099	NHS	NMS	HAV
*2100 – 3998 <u>Even Only</u>	NHS	NMS	ANG
*2101 – 3999 <u>Odd Only</u>	NHS	WMS	AMB
*4000 – 4899	NHS	WMS	TWL
MILHAM WOODS CT	NHS	NMS	HAV
MILL CROSSING AVE	CHS	CMS	WOD
MISSOURI AVE	NHS	NMS	HAV
MISTWOOD AVE	NHS	NMS	TWL
MONTAGUE DR	CHS	CMS	CEL
MONTE VISTA ST	CHS	CMS	CEL
MONTEGO BAY ST	CHS	CMS	LCE
MONTEREY PINE AVE	NHS	WMS	TWL
MONTICELLO AVE	NHS	NMS	HAV
MONTREUX AVE	NHS	WMS	TWL
MOONLITE AVE	NHS	NMS	TWL
MOORS POINTE WAY	CHS	WMS	MBE
MOORSBRIDGE RD*			
*7000 – 7138	NHS	WMS	MBE
*7140 – 7999	CHS	WMS	MBE
MORGANSHIRE CT	CHS	CMS	MBE
MORNING DOVE LN	CHS	WMS	AMB
MORNINGSIDE DR	NHS	NMS	ANG
MOUNT CT	NHS	NMS	AMB
MOZART ST	CHS	CMS	MBE
MT VERNON	NHS	NMS	HAV
MUIRFIELD DR	CHS	WMS	MBE
MULLEN LN	NHS	WMS	AMB

N

NAGY CT	CHS	CMS	MBE
NAOMI ST	NHS	NMS	WOD
NAVY PIER ST	CHS	CMS	LCE
NEVADA AVE	NHS	NMS	HAV
NEW HAMPSHIRE DR	NHS	NMS	HAV
NEW HAVEN DR	NHS	NMS	ANG
NEWCASTLE CT	CHS	CMS	LCE
NEWELLS LN	CHS	CMS	CEL
NEWHOUSE ST	CHS	CMS	CEL
NEWPORT RD	NHS	NMS	WOD
NORCROSS ST	CHS	WMS	TWL
NORFOLK CIR	CHS	WMS	TWL
NOUGGLES ST	CHS	CMS	CEL

O

EAST O AVE*			
*5000 – 6499	CHS	CMS	CEL
OAK HILL DR	CHS	WMS	AMB
OAK LEAF TR	CHS	CMS	MBE
OAK SHORE DR S	CHS	WMS	MBE
OAK SHORE DR	CHS	WMS	MBE
OAK ST	CHS	CMS	WOD
OAKBROOK CIR	CHS	CMS	WOD
OAKBROOK LN	CHS	CMS	WOD
OAKHAVEN DR	CHS	CMS	LCE
OAKLAND DR*			
*5000 – 5999	NHS	NMS	ANG
*6000 – 6998 <i>Even Only</i>	NHS	WMS	AMB
*6001 – 6999 <i>Odd Only</i>	NHS	NMS	HAV
*7000 – 7198 <i>Even Only</i>	NHS	WMS	MBE
*7001 – 7199 <i>Odd Only</i>	NHS	WMS	WOD
*7200 – 7999	CHS	WMS	WOD
*8000 – 10945	CHS	CMS	MBE
OAKLAND FARMS TRL	CHS	CMS	MBE
OAKLAND HILLS CIR	CHS	CMS	MBE
OAKSIDE AVE	CHS	CMS	CEL
OAKVIEW ST	CHS	CMS	CEL
OHIO AVE	NHS	NMS	HAV
OLD 12 TH ST	NHS	NMS	TWL
OLD CENTRE AVE	CHS	WMS	MBE
OLD COLONY RD	NHS	NMS	ANG
OLDENBURG LN	CHS	WMS	TWL
OLD FIELD TRL*			
*4200 – 4331	NHS	NMS	ANG
OLD KILGORE RD	NHS	NMS	ANG
OLD MISSION ST	NHS	NMS	ANG
OLD OAK CIR	CHS	WMS	AMB
OLD STONE CIR	CHS	WMS	AMB
OLEANDER LN	NHS	WMS	AMB
OMEGA ST	CHS	WMS	TWL
ORANGEVIEW DR	CHS	CMS	CEL
ORCHARD DR	CHS	CMS	CEL
ORCHARD HILL AVE	CHS	WMS	TWL
ORCHARD MEADOWS DR	NHS	NMS	HAV
OREGON AVE	NHS	NMS	HAV
ORGANDY ST	CHS	CMS	CEL
ORLY CT	CHS	WMS	TWL
OSTERHOUT AVE EAST	CHS	CMS	LCE

OSTERHOUT AVE WEST *

*100 – 699

*700 – 2499

OUTER DR

CHS	CMS	LCE
CHS	CMS	MBE
NHS	NMS	HAV

P

EAST P AVE*

*5000 – 6499

PALM ST	CHS	CMS	CEL
PALMETTO DR	NHS	NMS	HAV
PALOMINO AVE	CHS	CMS	LCE
PALOMINO PK	CHS	CMS	LCE
PARKLAND TER	CHS	CMS	MBE
PASMA AVE	CHS	CMS	CEL
PASO FINO CT	CHS	CMS	CEL
PAUL CT	CHS	CMS	MBE
PEACHTREE ST	CHS	CMS	CEL
PEARTREE LN	NHS	NMS	HAV
PEBBLE LN	NHS	WMS	TWL
PECAN AVE	CHS	CMS	LCE
PEPPERELL CT	NHS	NMS	HAV
PEPPERIDGE CIR	CHS	CMS	LCE
PERCHERON AVE	NHS	WMS	AMB
PERIWINKLE	CHS	CMS	MBE
PERRY ST	CHS	CMS	MBE
PETERMAN LN	CHS	CMS	WOD
PFITZER AVE	CHS	CMS	WOD
PHEASANT RUN DR	NHS	WMS	AMB
PHOEBE ST	CHS	CMS	LCE
PHORNCROFT AVE	CHS	WMS	AMB
PICKERING ST	NHS	NMS	ANG
PIERPORT DR	CHS	WMS	WOD
PIMLICO CT	CHS	CMS	MBE
PINE VIEW DR	CHS	CMS	LCE
PINEFIELD AVE	CHS	CMS	LCE
PINEGLADE DR	NHS	WMS	TWL
PINETREE TER	NHS	WMS	AMB
PINEWOOD CIR	NHS	WMS	AMB
PITTSFORD DR	CHS	CMS	LCE
PLATEAU ST	NHS	NMS	CEL
PLEASANT DR	NHS	NMS	ANG
PLEASANTVIEW DR	CHS	CMS	CEL
PLOVER DR	NHS	WMS	AMB
PLUMHOLLOW CIR	CHS	WMS	AMB
PLUMTREE AVE	NHS	WMS	MBE
POINT O WOODS CIR	CHS	CMS	CEL
POINT O WOODS DR	CHS	CMS	LCE
POMPANO AVE	CHS	CMS	LCE
POPLAR BLUFF CT	CHS	CMS	CEL
	CHS	CMS	MBE

PORT SIDE AVE	CHS	CMS	LCE
PORTAGE RD*			
*5000 – 5999	NHS	NMS	ANG
*6000 – 7999	CHS	CMS	WOD
*8000 – 9099	CHS	CMS	CEL
*9100 – 10949	CHS	CMS	LCE
POTOMAC	CHS	WMS	WOD
EAST PQ AVE*			
*6500 - 7099	CHS	CMS	CEL
PREAKNESS CT	CHS	CMS	MBE
PRESERVE BLVD	NHS	NMS	ANG
PRESTWICK DR	NHS	WMS	MBE
PRESTWICK LN	NHS	WMS	MBE
PRIMROSE LN	CHS	CMS	WOD
PROSPERITY DR	CHS	CMS	CEL
PROVENCE DR	CHS	WMS	TWL

Q

EAST Q AVE	CHS	CMS	LCE
WEST Q AVE*			
*5000 – 5998 <i>Even Only</i>	CHS	WMS	TWL
*5001 – 5999 <i>Odd Only</i>	CHS	WMS	AMB
*6000 – 6998 <i>Even Only</i>	CHS	CMS	MBE
*6001 - 6711 <i>Odd Only Except 6195, 6267 - 6471</i>	CHS	CMS	MBE
QUAIL HOLLOW CIR	NHS	WMS	MBE
QUAIL ST	CHS	CMS	WOD
QUAKER AVE	NHS	NMS	HAV
QUARTERLINE DR	CHS	CMS	LCE
QUEEN VICTORIA DR	CHS	WMS	TWL
QUINCY AVE	CHS	WMS	WOD

R

WEST R AVE*			
*5286 – 5998 <i>Even Only</i>	CHS	WMS	AMB
RABORN CT	NHS	NMS	TWL
RADCLIFFE AVE	NHS	WMS	AMB
RAINBOW AVE	NHS	NMS	HAV
RAINBOW CT	NHS	NMS	HAV
RAMONA AVE	CHS	CMS	WOD
RAMSGATE ST	NHS	NMS	TWL
RAVENSWOOD DR	CHS	CMS	WOD
REDFERN CIR	NHS	WMS	AMB
RED PINE CIR - N	CHS	WMS	AMB
RED PINE CIR - S	CHS	WMS	AMB
REDSTOCK AVE	CHS	CMS	WOD
REGINA AVE	NHS	NMS	HAV
REINDEER ST	CHS	CMS	LCE
RIDGEBROOK DR	NHS	NMS	ANG
RIDGEFIELD RD	NHS	WMS	AMB
ROANOKE ST	NHS	NMS	HAV
ROBIN HOOD DR	NHS	NMS	ANG
ROBINSWOOD ST	NHS	WMS	AMB
ROCKFORD ST*			
*7000 – 7249	NHS	WMS	WOD
*7250 – 7439	CHS	CMS	WOD
ROGER ST	CHS	CMS	LCE
ROLAND CIR	CHS	WMS	TWL
ROLLING HILLS AVE	CHS	CMS	MBE
ROLLING PINES CT	CHS	WMS	TWL
ROMENCE RD*			
*100 – 2098 <i>Even Only</i>	NHS	NMS	HAV
*101 – 819 <i>Odd Only</i>	NHS	NMS	WOD
*821 – 2099 <i>Odd Only</i>	NHS	WMS	WOD
*2200 – 3898 <i>Even Only</i>	NHS	WMS	AMB
*2201 – 3899 <i>Odd Only</i>	NHS	WMS	MBE
*3900 – 4299	NHS	WMS	AMB
*4400 – 4811	CHS	WMS	TWL
ROSEVIEW DR	CHS	CMS	CEL
ROSEWOOD AVE	NHS	NMS	ANG
ROTHBURY ST	NHS	WMS	AMB
ROXBURY LN	NHS	NMS	ANG
ROYAL OAK AVE	CHS	CMS	WOD
RUGBY ST	NHS	NMS	ANG
RUTH ST	NHS	NMS	WOD

S

SABLEWOOD CIR	NHS	WMS	AMB
SADDLE CLUB DR	CHS	WMS	TWL
SADDLE RIDGE CT	CHS	CMS	MBE
SAILOR CT	CHS	CMS	LCE
SALEM LN	NHS	NMS	WOD
SALERNO CIR	CHS	WMS	TWL
SALZBURG CIR	CHS	WMS	TWL
SANDHILL LN	NHS	NMS	ANG
SANDPIPER ST	NHS	WMS	MBE
SANDY RIDGE ST	CHS	CMS	WOD
SANIBEL ISLAND	CHS	CMS	MBE
SARASOTA TR	CHS	CMS	LCE
SCHOOLVIEW DR	CHS	CMS	CEL
SCHURING RD	CHS	CMS	WOD
SCHUUR ST	CHS	CMS	MBE
SCOTS PINE WAY	NHS	WMS	MBE
SEABREEZE CT	CHS	CMS	LCE
SEA SHELL CT	CHS	CMS	LCE
SEBRING DR	CHS	CMS	LCE
SECOND DR	CHS	CMS	CEL
SHADE TREE TER	NHS	WMS	AMB
SHADY LN	CHS	CMS	LCE
SHADY OAK COVE	CHS	CMS	MBE
SHAGBARK CT	NHS	NMS	TWL
SHALLOWFORD WAY	CHS	WMS	TWL
SHAVER RD*			
*7800 – 7999	CHS	CMS	WOD
*8000 – 10800	CHS	CMS	MBE
SHEPHERDS GLEN CT	CHS	WMS	TWL
SHEPHERDS GLEN RD	CHS	WMS	TWL
SHERRY DR	NHS	WMS	WOD
SHERWOOD DR	NHS	NMS	ANG
SHIRLEY CT	CHS	WMS	MBE
SHORBURY ST	NHS	WMS	AMB
SHOREHAM ST	NHS	WMS	AMB
SHUMAN ST	CHS	CMS	MBE
SHUMWAY AVE	CHS	CMS	CEL
SIESTA KEY DR	CHS	CMS	LCE
SIESTA ST	NHS	NMS	TWL
SILVER FIR ST	NHS	WMS	TWL
SILVER OAK COVE	CHS	CMS	MBE
SITKA SPRICE ST	NHS	WMS	TWL
SLEEPY HOLLOW DR	NHS	WMS	MBE

SNOWBERRY CT	CHS	CMS	WOD
SNOWBIRD CT	CHS	WMS	TWL
SOLOMON RD	CHS	CMS	LCE
SOMERSET BLUFF TRL	NHS	NMS	HAV
SONG BIRD LN	NHS	NMS	ANG
SOUTH SHORE DR*			
* 100 – 699	CHS	CMS	CEL
* 700 - 9599	CHS	CMS	LCE
SOUTH VALLEY CIR	NHS	NMS	AMB
SOUTHERN OAKS CT	CHS	CMS	CEL
SOUTHFIELD ST	CHS	CMS	CEL
SOUTHLAND AVE	NHS	NMS	HAV
SOUTHWIND ST	NHS	WMS	TWL
SPANISH OAKS ST	CHS	CMS	LCE
SPARROW RIDGE ST	NHS	NMS	HAV
SPINNAKER AVE	CHS	CMS	LCE
SPRINGRIDGE ST	NHS	NMS	ANG
S SPRINKLE RD*			
* 5500 – 5999	NHS	NMS	CEL
* 6000 – 6999	CHS	CMS	CEL
*7000 – 8499	CHS	CMS	LCE
*8500 – 9444	CHS	CMS	CEL
SQUIRE HEATH LN	CHS	WMS	MBE
ST ANDREWS CIR (E & W)	CHS	WMS	MBE
ST ANTHONY DR	CHS	WMS	MBE
ST GEORGE CIR	CHS	WMS	MBE
STABLEBROOK CIR	CHS	CMS	MBE
STABLE GLEN CT	CHS	CMS	MBE
STANDIFORD ST	CHS	WMS	TWL
STANLEY AVE	CHS	CMS	LCE
STAPLETON DR	CHS	WMS	TWL
STARBROOK ST*			
*7000 – 7249	NHS	WMS	WOD
*7250 – 7439	CHS	CMS	WOD
STARLITE AVE	NHS	NMS	TWL
STERLING OAKS DR	CHS	CMS	LCE
STONEBRIDGE CT	CHS	WMS	MBE
STONE CREEK TRL	CHS	CMS	MBE
STONEHENGE DR	NHS	NMS	ANG
STONEY BROOK RD	CHS	WMS	TWL
STRATFORD DR	NHS	NMS	TWL
STURGEON BAY	NHS	NMS	ANG
SUDAN ST	CHS	CMS	LCE
SUFFIELD WOODS AVE	CHS	CMS	LCE
SUFFOLK AVE	NHS	NMS	HAV
SUGARLOAF AVE	CHS	CMS	MBE

SUMMERHILL CT	CHS	WMS	TWL
SUMMERSONG PATH	NHS	NMS	ANG
SUN VALLEY DR*			
*4220 & 4230 <i>Only</i>	NHS	NMS	ANG
SUN VIEW AVE	NHS	NMS	ANG
SUNBRIGHT AVE	NHS	NMS	HAV
SUNBURST DR	NHS	WMS	AMB
SUNNYBROOK DR	NHS	NMS	ANG
SUNSET DR*			
*4429 <i>Only</i>	NHS	NMS	ANG
SURREY ST	NHS	NMS	HAV
SUSSEX ST	NHS	NMS	HAV
SWALLOW AVE	CHS	WMS	AMB
SWAN CREEK DR	NHS	NMS	ANG
SWAN ST	CHS	WMS	AMB

T

SOUTH 10 TH ST*			
*6990 – 7699	CHS	WMS	MBE
*7700 – 7999	CHS	WMS	TWL
*8000 – 8486	CHS	WMS	AMB
*8539 – 8915 <i>Odd Only</i>	CHS	WMS	AMB
SOUTH 12 TH ST*			
*3911 – 5401 <i>Odd Only</i>	NHS	NMS	TWL
*5500 – 5999	NHS	NMS	TWL
*6000 – 6821	NHS	WMS	TWL
*6830 – 8005	CHS	WMS	TWL
*8006 – 8740	CHS	WMS	AMB
SOUTH 24 TH ST*			
*8000 – 8421	CHS	CMS	LCE
*9100 – 9399	CHS	CMS	CEL
SOUTH 25 TH ST*			
*6000 – 7954	CHS	CMS	CEL
SOUTH 26 TH ST*			
*6000 – 6999	CHS	CMS	CEL
SOUTH 27 TH ST*			
*7000 – 7599	CHS	CMS	CEL
SOUTH 28 TH ST*			
*7500 – 8000	CHS	CMS	CEL
*7501 – 7625	CHS	CMS	CEL
SOUTH 29 TH ST*			
*7000 – 7999	CHS	CMS	CEL
TALISKA CT	NHS	WMS	AMB
TALL TREES AVE	CHS	CMS	MBE
TAMARIX AVE	NHS	NMS	ANG
TAMFIELD AVE	NHS	WMS	WOD
TAMWORTH ST	NHS	NMS	ANG
TANGLEWOOD DR	CHS	CMS	WOD
TARPON SPRINGS DR	CHS	CMS	LCE
TARTAN CIR	CHS	WMS	MBE
TATTERSALL RD	NHS	WMS	AMB
TEAKWOOD DR	CHS	WMS	WOD

TECHNOLOGY DR	NHS	NMS	ANG
TELLURIDE RD	CHS	WMS	TWL
TERRY LN	CHS	CMS	LCE
TEXAS DR*			
*5000 – 5499	NHS	WMS	TWL
*5500 – 6023	NHS	WMS	MBE
*6024 – 6999	CHS	CMS	MBE
THOMAS CT	NHS	NMS	HAV
THRASHER CT	CHS	WMS	TWL
THRASHER LN	CHS	WMS	TWL
THRUSHWOOD AVE	CHS	CMS	CEL
THUNDER BAY ST	NHS	NMS	ANG
TIFFANY	CHS	CMS	LCE
TIFFIN ST	NHS	NMS	CEL
TIGER LILY DR	NHS	WMS	TWL
TIMBER COVE DR	CHS	CMS	MBE
TIMBERCREEK CT	CHS	CMS	WOD
TIMBERLANE DR	NHS	NMS	ANG
TORREY PINES DR	CHS	WMS	TWL
TOWHEE ST	NHS	WMS	AMB
TOZER CT	CHS	WMS	MBE
TRADEWIND DR	NHS	NMS	ANG
TRAFALGAR TRL	CHS	CMS	CEL
TRAILRIDGE AVE	CHS	CMS	WOD
TRANQUIL ST	CHS	CMS	CEL
TROON CT	CHS	WMS	MBE
TROTWOOD ST	NHS	WMS	AMB
TRUMPETER DR	NHS	NMS	ANG
TUDOR CIR	NHS	NMS	HAV
TULLYMORE PT	NHS	WMS	AMB
TUMBLEWEED ST	CHS	CMS	CEL
TURNBERRY CT	CHS	WMS	MBE
TUSCANY CT	CHS	CMS	CEL
TUSCANY DR	CHS	CMS	CEL

U

UNDERWOOD CT
UNIFAB CT
UPPER DARBY
UTAH AVE

NHS NMS AMB
NHS NMS ANG
CHS CMS WOD
NHS NMS HAV

V

VALK BLVD	NHS	NMS	AMB
VALLEY CIR	NHS	NMS	AMB
VALLEYWOOD CT	CHS	CMS	WOD
VALLEYWOOD LN	CHS	CMS	WOD
VANDERBILT AVE*			
*1400 - 3299	CHS	CMS	MBE
*3300 – 4700 <i>Even Only</i>	CHS	WMS	MBE
*9000 - 9209	CHS	CMS	MBE
VANHOESEN BLVD EAST	NHS	NMS	ANG
VANHOESEN BLVD WEST	NHS	NMS	HAV
VAUCELLES ST	CHS	CMS	WOD
VELVET AVE	CHS	CMS	CEL
VENICE DR	CHS	WMS	TWL
VERMONT AVE	NHS	NMS	HAV
VERNARD DR	CHS	WMS	MBE
VERONICA ST	CHS	WMS	TWL
VICKERY RD	CHS	CMS	LCE
VICTORIA CT	NHS	NMS	HAV
VILLAGE GREEN CIR	NHS	NMS	HAV
VINCENT AVE	NHS	NMS	ANG
VINEYARD AVE	CHS	WMS	TWL
VISTA RIDGE	CHS	WMS	TWL

W

WADSWORTH LN	CHS	WMS	MBE
WAL MAR CT	CHS	CMS	MBE
WALCOTT ST	CHS	WMS	WOD
WALNUT ST	CHS	CMS	WOD
WALNUT TREE TER	NHS	NMS	ANG
WAPITI ST	CHS	CMS	LCE
WARBLER DR	CHS	WMS	AMB
WARUF AVE	CHS	CMS	CEL
WARWICK ST	NHS	NMS	HAV
WATERS RIDGE CT	CHS	CMS	MBE
WAYLEE ST	CHS	CMS	CEL
WEAVER DR	CHS	CMS	LCE
WEDGEWOOD DR	NHS	NMS	ANG
WELBURY ST	NHS	WMS	AMB
WELLS ST	CHS	CMS	CEL
WENDOVER CT	CHS	CMS	LCE
WENDY LN	CHS	CMS	WOD
WEST END DR	CHS	CMS	CEL
WEST FORK CROSSING	NHS	NMS	ANG
WEST LONG LAKE DR	CHS	CMS	LCE
WESTCHESTER ST	NHS	WMS	AMB
WESTCOVE DR	NHS	WMS	AMB
WESTFIELD AVE	NHS	NMS	TWL
WESTMINSTER CIR	CHS	CMS	LCE
S WESTNEDGE AVE*			
*5000 – 5499	NHS	NMS	ANG
*5500 – 5999	NHS	NMS	HAV
*6000 – 6698 <i>Even Only</i>	NHS	NMS	HAV
*6001 – 6699 <i>Odd Only</i>	NHS	NMS	WOD
*6700 – 6998 <i>Even Only</i>	NHS	NMS	HAV
*6701 – 7249 <i>Odd Only</i>	CHS	CMS	WOD
*7000 – 7248 <i>Even Only</i>	NHS	NMS	WOD
*7001 – 7249 <i>Odd Only</i>	CHS	CMS	WOD
*7250 – 7999	CHS	CMS	WOD
*8000 – 9001	CHS	CMS	CEL
*9030 – 9998 <i>Even Only</i>	CHS	CMS	CEL
*9249 – 9799 <i>Odd Only</i>	CHS	CMS	CEL
*9801 – 9937 <i>Odd Only</i>	CHS	CMS	LCE
*10000 – 10931	CHS	CMS	LCE
WESTSHIRE ST	NHS	WMS	AMB
WETHERBEE AVE	CHS	CMS	LCE
WETHERFIELD DR: E, S, & W	CHS	CMS	LCE
WEXFORD DR	CHS	CMS	CEL

WHIPPOORWILL DR	CHS	WMS	AMB
WHISPERING BROOK CIR	CHS	CMS	WOD
WHISTLER DR	CHS	WMS	AMB
WHISTLING LN	NHS	NMS	ANG
WHITBY AVE	NHS	NMS	HAV
WHITE OAK CIR	CHS	CMS	WOD
WHITE OAK COVE	CHS	CMS	MBE
WHITE OAK DR	CHS	CMS	LCE
WILDBERRY CT	CHS	CMS	WOD
WILLOUGHBY DR	NHS	NMS	ANG
WIMBLEDON DR	CHS	WMS	MBE
WINDEMERE ST	NHS	NMS	HAV
WINDHAVEN CT	NHS	NMS	HAV
WINDSCAPE DR	NHS	WMS	MBE
WINDSOR LN	NHS	NMS	WOD
WINDWOOD ST	CHS	CMS	CEL
WINDYRIDGE DR	NHS	NMS	ANG
WINKFIELD AVE	NHS	WMS	AMB
WINSFORD CT	CHS	CMS	LCE
WINTER FOREST DR	NHS	WMS	WOD
WINTERS DR	NHS	NMS	ANG
WINTHROP AVE	NHS	NMS	CEL
WISHING WELL CT	CHS	WMS	MBE
WISTERIA ST	NHS	NMS	ANG
WITTERS CT	CHS	CMS	MBE
WOOD DALE BLVD	CHS	CMS	CEL
WOODBINE AVE	CHS	CMS	LCE
WOODBRIIDGE LN	CHS	WMS	MBE
WOODCREST ST	CHS	CMS	WOD
WOODHAVEN DR	NHS	NMS	ANG
WOODHEATH AVE	NHS	NMS	ANG
WOODLAND AVE	NHS	WMS	WOD
WOODLANDS TRL	CHS	CMS	CEL
WOODLAWN DR	CHS	CMS	LCE
WOODLAWN CT	CHS	CMS	LCE
WOODMONT DR	NHS	NMS	ANG
WOODRUSH AVE	NHS	WMS	TWL
WOODS END	NHS	NMS	ANG
WOODVIEW DR	CHS	CMS	WOD
WRENBURY ST	NHS	WMS	MBE

X

No Streets at this Time

Y

YELLOW BRICK RD

CHS CMS ANG

Z

ZYLMAN AVE*

*2500 – 4199

*4200 – 4521

CHS CMS CEL

CHS CMS LCE

Note: Anyone using this Street Guide for the purpose of purchasing a home or establishing residency should confirm the information contained in this document with the Transportation Department at 269.323.5151.

T:\Street List\Street Guide 2010-11.doc