



## Moorsbridge Elementary

Dear Parent,

Thank you to the numerous parents who worked our annual Road Rally last Friday! The children had so much fun and loved hearing all the cheers and encouragement from the parents. Many thanks for your financial support of this fun and healthy fundraiser, which supports our field trips, programs and classroom materials.

As I walk down the hallways each morning, I am pleased to see the students getting right to work before our "Moor News" show (produced by Mr. Vogel and our 5<sup>th</sup> grade students). The Staff continues to provide an excellent learning environment everyday! Please call the office at 323-6400 if you need to talk to a teacher or get a message to your child. Phones ringing during instructional and testing times are a huge distraction from learning. Thank you for your cooperation.

You may have noticed that we keep the hallway lights off until just before the bell rings and turn the lights off shortly after dismissal. As part of our energy conservation plan, we are trying to conserve energy and save money. With the state funding crisis, we are watching every penny!

The beginning of the year is quite busy in the office as we are preparing several reports for the state. With so many new students, this keeps Cathy, Lynn and I multi tasking and sometimes we do not see you standing at the counter. Thanks for speaking up and letting us know how we may be of assistance.

If you are looking for an informational flier that you may have misplaced, we put extra copies outside the office on the table. Extra lunch menus and envelopes, bike helmet forms, PTO and other area event fliers are located on the table and in the mailbox slots.

Have you signed up for parent teacher conferences yet? We value your participation and involvement in your child's education. If you cannot attend conferences on our scheduled evenings, teachers can meet with you sometimes before or after school. We believe that all parents want their child to be successful so we are committed to 100% conferences! Thank YOU for your support!

Our Annual Report for the 2008-2009 school year is located on our web site at <http://www.portageps.org/information/annualreports/MBE0809.doc>.

You can also stay informed on PTO events from our Web Page. Go to [www.portageps.org](http://www.portageps.org) and then click on Schools, where you will see the Moorsbridge link. We try to get the minutes up on the web site as soon as possible.

We are half way through the first quarter and the children have been displaying many of our Life Skills which are: Motivation, Initiative, Flexibility, Perseverance, Organization, Sense of Humor, Responsibility, Patience, Teamwork, Caring and Courage.

Thank you for your support at home with labeling clothes and lunch bags, reading and returning teacher notes, signing planners (4<sup>th</sup> and 5<sup>th</sup> grades), asking your child about their day, etc. because you are reinforcing that school is important! Children learn that parents have many jobs and responsibilities and that being a good student is one of their most important jobs, too.

Enjoy your weekend!

Nancy Haas  
Principal

October, 2009


### Moorsbridge Mission Statement

A community of active learners dedicated to instilling life skills while building a foundation for academic achievement.

7361 Moorsbridge Road  
323-6400  
FAX 323-6490

Nancy Haas,  
Principal


Cathy Hull &  
Lynn Daniel  
Administrative Assistants



## Notes from the Office

### Car Loop Reminder

During the Young 5's/Kindergarten pick-up time in the morning, we would like to remind parents to be very careful in the car loop. Please use extreme caution and be aware of children and adults. Safety should always be your first concern. We want to keep our little ones and our adults safe during this busy time in the loop. We have many students that eat breakfast here at school and some students arrive early for Moor News, so please do not park in the loop after 8:15 am. Thank you.



When entering the building, please do not prop any outside doors open. The weather is starting to get chilly and the building can get very cold if doors are left open for any length of time. We appreciate your consideration.

### CURIOUS KIDS

We are so excited to welcome Curious Kids to our building this year. They are a super addition to the Moorsbridge family. In order to provide a safe environment for all of our students, we ask that if you are dropping off or picking up your student during school hours, you show us your Curious Kids I.D. badge (provided by C.K.). You don't need to come all the way into the office, but flashing your badge as you walk by or while in the hallways, will make it easier for staff to see that you belong in our building.



### Appointments

We understand that it is not always possible to schedule doctor or dentist appointments outside of school hours. When you need to pull your child out of school for an appointment, please send a note to your child's teacher the morning of the appointment. A handwritten note or e-mail that can be forwarded to the office is most appreciated. We prefer to pull your child out when you arrive. Having a student wait in the office at a specific time, makes the child miss too much valuable classroom time. We will do our best to have your child in the office in a timely manner upon your arrival. When your student returns to school or comes in late, please be sure they sign in on the pink sheet in the office or they will be marked absent for the entire day. Thank you.

PTO Meeting 10/13 at 8:40

10/16 Box Tops Due

10/14-10/22 MEAP Testing

10/26-10/30 MEAP Make-Ups

10/30 Classroom Parties, Parade of Costumes 2:15

11/1 Turn Clocks Back for end of Daylight Savings Time


## Notes from the Music Room

What you need to know about sixth grade music electives: Even if you have a third grader:

In sixth grade, music is a required subject. Students can choose from band, choir or orchestra. If your child is thinking band, there are some prerequisites for several popular band instruments. If your child wants to play percussion (drums), they are required to have at least two years of recent piano lessons. This is because percussionists play such a variety of instruments, including drums, xylophones and glockenspiels. The other requirement is for saxophone. If your child wants to play saxophone, they must first start on the clarinet. It is advisable to rent a clarinet if your child wants to play saxophone. If chosen to play the saxophone after the first quarter, most music stores will put any rental you have paid toward the clarinet toward a saxophone.

Check ahead of time with the rental program you are choosing if this scenario fits your child.

For further questions regarding the middle school music program, contact the director at the middle school your child will be attending. The MS office will be able to give you the individual teacher names for each area; band, choir, and orchestra.



## BOOK FAIR!

Our Fall Book Fair is coming the weeks of Nov. 16-20. The Scholastic Book Company will bring bookcases with paperback books for readers of all ages. Scholastic usually sends some hardcover books, software and activity kits; just right for gift giving! This is a fine time to do some holiday shopping. Maybe your kids can do extra chores now to earn money to purchase what they want or even buy a book for someone else.

Books are sold at list price, the same as you'd pay at the bookstore (and we must charge sales tax). Check out the Teacher's Wish List to find a book that your child's teacher would like for his/her classroom. Profits from the Book Fair will benefit our Moorsbridge library media program and will be used for books, equipment and the Accelerated Reader program.

I'll need extra volunteers to help during the Book Fair. Please contact me if you can help.

The Book Fair will be open:

- 8:00-4:00 November 16-20
- November 17<sup>th</sup> and 19<sup>th</sup> during Conferences

Questions or to volunteer contact Nikki Elrod (323-6486) or [nelrod@portageps.org](mailto:nelrod@portageps.org)

# Home & School CONNECTION<sup>®</sup>

Working Together for School Success

October 2009

Moorsbridge Elementary School  
Mrs. Nancy Haas, Principal



## SHORT NOTES

### Be there!

Regular attendance in elementary school sets up a good pattern for your youngster's entire school career. Show your child that school comes first by trying to save days off for illnesses and family emergencies. Also, schedule routine doctor and dentist appointments for after school or during school breaks.

### Practice patience

"Mom? Mom!" Does your youngster keep calling you when you're busy and can't answer? Agree upon a gesture to let him know you hear him. Then, try to answer as soon as you can. Using a signal like this will help your child learn to be more patient.

### Make recess count

Your youngster needs at least an hour of exercise each day—and recess can help her get it. Encourage her to be active on the playground. You might talk at home about fun games she can play, such as hopscotch, tag, and foursquare. Then at dinner, ask what she did at recess that day.


### Worth quoting

"Kind words can be short and easy to speak, but their echoes are truly endless." *Mother Teresa*

## JUST FOR FUN

**Q:** Why did the monster buy three socks?

**A:** Because she grew another foot.



## Homework: A play-by-play

Your youngster is doing homework and asks you for the answer to a history question. Should you step in?


When it comes to homework, thinking of yourself as the coach and your child as the player can keep your roles straight. Here are some tips.

### Make a schedule

Help your youngster figure out the best time to do homework. For example, if she starts assignments during after-school care, she might play when she gets home and finish her work after dinner. Then, try to fit in family activities (bike rides, grocery shopping) around her homework schedule.

### Understand the game plan

Remind your child that it's her job to keep track of assignments. She should write down her teacher's directions and bring home books and worksheets. You can help by listening as she explains the instructions ("I have to circle the nouns and underline the verbs") and



by stocking your home with school supplies (paper, pencils, markers).

### Stay on the sidelines

Be available if your youngster needs support, but let her know that you won't do her work. For instance, if she asks you to help with a poster about explorers, you might take her to the library to check out biographies. Resist the urge to jump in—even if you think she isn't doing the project "right." After all, homework assignments show your child's teacher what she can do by herself. ♥


## "Green" craft box

Tap into your child's creativity and teach him to throw out less trash with this idea.

Give him an old shoe box where he can save items that your family would otherwise throw away: paper scraps, bits of yarn, rinsed yogurt and applesauce cups, toilet paper tubes.

He can use materials from his box for craft projects. For example, he could tape two cardboard tubes together to make pretend binoculars. Yarn might be used for hair on paper bag puppets. And plastic cups will hold paint or glue.

Let your youngster display his finished projects on shelves or tabletops. They'll remind everyone how easy and fun it is to reuse household materials. ♥



# Understanding feelings

Recognizing how other people are feeling and knowing how to express feelings will help your child build relationships. Try these suggestions.

**Notice expressions.** Teach your youngster to “read” feelings on people’s faces. Ask him to cut out photos of people from old magazines. Discuss the expressions on their faces (happy, sad, excited, scared), and have him sort the pictures into categories. A smiling child on a swing, for example, could go in the *happy* pile.



**Describe feelings.** Use specific words to describe how you feel (“I’m *frustrated* that my softball game got rained out” or “I’m *excited* about going to the play tonight”). You’ll teach your child ways to express his emotions, too. And recognizing his feelings will help him sense how others feel.


**Walk a mile.** Encourage your youngster to put himself in his friends’ shoes. For instance, if a pal feels homesick during a sleepover, you might say, “José misses his mom. What would make you feel better if you were him?” Then help him follow through (make a special snack, let José decide what to play). ♥

## ACTIVITY CORNER

### Words of the week

From *parallelograms* in math to *colonies* in history and *evergreens* in science, vocabulary words are important to your youngster’s success in every subject. Try this activity to teach her new words:

**1.** Together, choose a weekly theme related to a topic she is learning about at school. Ask her to illustrate the subject on a large sheet of paper. For example, she might draw a whale to represent ocean life.



**2.** Hang the picture on the refrigerator or a bulletin board, and encourage everyone to add related words. *Hint:* Your child can look for words in stories, non-fiction books, or a thesaurus, or online.

**3.** At the end of the week, have your youngster read the words aloud. You might award prizes for the shortest (*eel*) and longest (*zooplankton*) words. ♥


## Q & A

### Speaking up in class

**Q:** My daughter doesn’t like to raise her hand in class because she’s afraid she’ll sound “stupid.” How can I make her feel more comfortable?

**A:** Getting plenty of speaking practice at home will help your daughter relax at school. One idea is to have her talk in front of a mirror. She could tell a joke or read a story aloud. Have her try doing the same things in front of you and then in front of the rest of the family.

Also, encourage your daughter to talk to people when you’re out together. She can place your order at the deli counter or ask a clerk where something is in the drugstore. If you take a tour at a nature center or attend story hour at a bookstore, suggest that she raise her hand and ask a question or share a thought. ♥



## PARENT TO PARENT

### A camping tradition

Our family loves to spend time outdoors. But now that school and sports have started again, we have less time for exploring.

One Friday night, we decided to try an at-home campout. The boys made trail mix using cereal rings, yogurt-covered raisins, pretzels, and chocolate chips. Then, we pitched a tent in the backyard. At bedtime, we crawled

into sleeping bags, read books by flashlight, and talked until we fell asleep. The kids had so much fun sleeping outside that we decided to do it at least once a month. During cold weather, we’ll bundle up for a walk outside and then “camp” on the living room floor.

This new tradition lets us spend more time together. And I hope it’s something the kids will remember when they have their own families! ♥



## OUR PURPOSE

To provide busy parents with practical ideas that promote school success, parent involvement, and more effective parenting.

Resources for Educators,  
a division of Aspen Publishers, Inc.  
128 N. Royal Avenue • Front Royal, VA 22630  
540-636-4280 • rfeustomer@wolterskluwer.com  
www.rfeonline.com

ISSN 1540-5621