



Moorsbridge Elementary

Dear Parent,


When I first came to Moorsbridge six years ago, I had no idea that milestone birthdays would be such a celebration! A few years ago when I turned 50, the students brought in canned/boxed food items for the Portage Community Center. We have been doing this Food Drive for P.C.C. since then. Boxed or canned food items or other personal care products may be sent in to school next week. They are most in need of canned fruits and vegetables.

Our students will be demonstrating the Life Skill of Caring through this service project and area families will benefit from your generosity.

February 9th, 2010 will be "Fancy Nancy Day", which does fall on my birthday this year. The idea is based on the book series, Fancy Nancy, written by Jane O'Connor. Nancy is a little girl who likes to dress up and sometimes her dress up clothes are quite unusual! Mrs. O's Kindergarten students had this special day earlier in the year and other classes wanted to participate too. It will be fun to see everyone dressed up. Please remind your child that they will need to remember their outdoor gear for recess.

Thank you parents for making sure your child is in school by 8:30 am each morning. We release walkers and car riders two minutes early at 3:45 to clear the halls before the bell rings at 3:47. This is a safety issue as this keeps hallway traffic going in the same direction (all toward the front door and then all toward the bus loop).

Thank you also for your Car Loop kindness to one another!


Nancy Haas
Principal

Help Wanted

Student Council is looking for volunteers to help sell popcorn during the March popcorn sale. Please contact Sheryl Zook (szook@portageps.org) if interested.

February, 2010


Moorsbridge Mission Statement

A community of active learners dedicated to instilling life skills while building a foundation for academic achievement.

7361 Moorsbridge Road
323-6400
FAX 323-6490


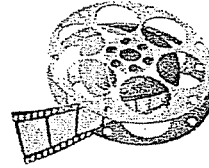
Nancy Haas,
Principal

Cathy Hull &
Lynn Daniel
Administrative Assistants




Important Dates

| | |
|------------------|--|
| February 8-12 | Food Drive for the Portage Community Center |
| February 9 | Fancy Nancy Day |
| February 10 | Count Day (very important day to be at school) |
| February 11 | Popcorn Sale during lunch |
| February 12 | Box Tops Due and Report Cards go home |
| February 19 | Movie Night, 6:00 Pizza, 6:30 Movie |
| February 23 & 25 | Parent/Teacher Conferences |
| February 25 | Dress Like a Famous Person |
| February 26 | No School Mid-Winter Break |



Kindergarten Informational Meeting

If you have a child turning five before December 1st, please be sure to call the office and register for Kindergarten. Our Pre-Kindergarten informational meeting will be on March 11 at 6:30 pm here at Moorsbridge. This meeting is for all new Kindergarten parents for the 2010-2011 school year. Parents of current Young 5's students do not need to attend this meeting. You will be able to make your appointment for screening at this meeting. Parents who attend this meeting will be given first priority for scheduling. If you are unable to attend the meeting, please call after March 11 to make your screening appointment. You may call the office at 323-6400. Screening will take place here at Moorsbridge April 7, 8 & 9.



MOVIE NIGHT

February 19, 2010

6:00 Pizza, 6:30 Movie

February's Movie is "G Force"

Come enjoy a fun movie night with all your Moorsbridge friends.

Popcorn and snacks will be sold during the show. Look for sign-up information soon.

Student Council Helping Those in Need

Student council has been very busy selling popcorn and candy canes this year. In order to help the victims of the earthquake in Haiti, Student Council has decided to make another donation from Moorsbridge. All the money raised from next week's popcorn sale will go directly to this donation. Popcorn is 50 cents, so remember to send popcorn money on February 11. Your child will enjoy a tasty snack while helping others.

Bagged Lunch Vs. School Lunch

Ever wonder the value of the school lunch? Are you tired of packing your child's lunch? Convinced you can do it for less? Check out the cost comparison's below to answer these questions and ease your mind when trying to think of healthy lunch ideas to pack!

(prices used in the examples are based on the average retail cost of lunch ingredients at local Portage stores. You may be purchasing higher or lower priced items.)

Sandwich choices:

Smucker's Uncrustable PB&J
(4 pack for \$3.00) = \$.75 each

OR

Ham or Turkey & Cheese
2 slices Home Pride wheat bread
(20 slices for \$2.79) = .14 per slice - \$.28 for 2 slices
2 oz. Deli Ham or Turkey
(at \$3.99/lb.) = \$.50
½ oz. American cheese
(72 ct. for \$6.48) = \$.09 per slice

Vegetable:

Baby carrot bites with Ranch Dip
(4 pack for \$3.99) = \$.99 per pack

Fruit:

Musselman's Applesauce Cups
(6 for \$2.59) = \$.43

OR

1 Banana
(at \$.49 / lb.) = \$.19

Dessert / Snack:

Rold Gold Pretzel Sticks
(1 oz. svg. from \$2.89 bag) = \$.18

OR

Hunts Chocolate Pudding Cup
(4 pack for \$1.29) = \$.32

Drink:

Minute Maid 100% Juice Box
(10 / 6.75 oz. boxes for \$2.99) = \$.30

School Milk or 100% Fruit Juice = \$.45

Sample Bagged Lunch Combo's

Uncrustable PBJ + baby
carrots w/ dip + banana +
pretzels + milk
= \$2.56

Ham or Turkey/cheese sandwich +
baby carrots w/dip + applesauce cup +
pudding + milk
= \$3.06

Ham or Turkey/cheese
sandwich + baby carrots w/dip
+ applesauce cup + pudding +
juice box
= \$2.91

Average bagged lunch cost:
\$ 2.68

Uncrustable PBJ + baby carrots w/ dip
+ banana + pudding + milk
= \$2.70

Ham or Turkey/cheese
sandwich + baby carrots w/ dip
+ banana + pretzels + milk
= \$2.68

Cost of School Lunch
\$ 1.80

Ham or Turkey/cheese sandwich +
baby carrots w/ dip + banana + pretzels
+ juice box
= \$2.53

Uncrustable PBJ + baby
carrots w/ dip + banana +
pudding + juice box
= \$2.55

Uncrustable PBJ + baby carrots w/ dip
+ banana + pretzels + juice box
= \$2.41

The Savings of Buying School Lunch

Average cost of bagged lunch: \$2.68 compared to \$1.80 school lunch price

Savings: \$.88 a day
\$.88 a day x 171 days in a school year = \$150.48

Total Savings in a School Year: \$150.48

Time saved not preparing a bagged lunch: 15 minutes a day
Money saved when buying school lunch: \$150.48 a year
Knowing your child is getting a healthy lunch with friends at school: **Priceless!**

In our café's you will find whole grain food items, as well as fresh fruits
and vegetables available every day.

We invite you to come and check out the new look of school lunch with your child!

Home & School

CONNECTION®

Working Together for School Success

Moorsbridge Elementary School
Mrs. Nancy Haas, Principal

February 2010



SHORT NOTES

New kid

Does your youngster's class have a new student? Your child can make him feel welcome by playing with him at recess or sitting together at lunch. If your youngster is the new kid, suggest that he get involved right away. Activities like scouts, band, and chess club can help him make friends.

Number patterns

Build your child's math skills by giving her number patterns to solve. Start simple (2, 4, 6, 8, ?). She should notice that you add 2 each time, so the next number is 10. To make the patterns harder, combine addition and subtraction. *Example:* 2, 7, 6, 11, 10 (the pattern is + 5, - 1). Let her make up patterns for you, too!

Apologies in action

Remind your youngster that it's polite to say "I'm sorry" when he makes a mistake. And it's even better to follow up his apology with an action. If he breaks his sister's toy, he can say, "I'm sorry. I'll try to fix it now."

Worth quoting


"Education is not the filling of a pail, but the lighting of a fire."

William Butler Yeats

JUST FOR FUN

Q: What runs around a cow pasture but never moves?

A: A fence!




Unlocking nonfiction

From books and magazines to textbooks and newspapers, nonfiction reading is a big part of your child's life. Help her get the most out of her reading with these ideas.

Surround. Leave newspapers, coffee table books, magazines, and how-to books around the house. Ask questions to encourage your youngster to read them ("Did you see the story about the county fair?"). At bedtime, choose nonfiction read-alouds, such as *Insectlopedia* by Douglas Florian. Before you read, say, "Let's see what we can learn about bugs." When you finish, mention something you discovered ("A praying mantis eats bees!"), and ask your child to share a new fact.

Connect. Your youngster can soak up facts more easily by linking them with what she sees. If she's reading about magnets, ask her to explain how your refrigerator magnets work ("Magnets are attracted to iron or nickel, so the refrigerator must contain one of those metals").



If you're visiting out-of-town relatives, take along a guide about the area you're going to.

Expand. Reading the same information in several nonfiction sources can help your child understand a topic better. For a history chapter on ancient civilizations, she might visit the library to check out *Mummies, Pyramids, and Pharaohs* by Gail Gibbons or *Adventures in Ancient Greece* by Linda Bailey. Ask her what information appears in both her textbook and the library books. Encourage her to share new facts with her teacher or class. ♥

Show your love

It's important to tell your youngster you love him—and it's also nice to show him. Here are a few good ways:

- ♥ Set aside time for just the two of you on a weekend. Play board games or visit a park.
- ♥ Surprise your child by joining him for lunch at school.
- ♥ Let him stay up late for a family walk around the block. Warm up afterward with hot cocoa.
- ♥ Learn to say "I love you" in several languages. Use a bilingual dictionary or an online translator like www.wordreference.com.
- ♥ Make your youngster's favorite meal. Or use cookie cutters to shape his pancake or sandwich into a heart. ♥




Positive thinking

Look on the bright side! Help your child have an optimistic outlook in life, and he'll do better at bouncing back when things don't go his way. Encourage positive thinking with these ideas.

Set an example

Your youngster will follow your lead when he hears you making the best of a situation. For instance, if you're stuck in traffic, suggest singing songs or playing a word game together. During tough times, find something positive to say ("I know money has been tight, but it has helped us realize what is really important").



Find the silver lining

Teach your child that good things happen even on bad days. When he complains about an argument with a friend or an art project he didn't like, listen to his feelings. Then, help him think of something that made him happy ("I got an A on my spelling quiz").

Imagine the outcome

If your youngster is worried, ask him to think of the worst-case scenario ("If I mess up during my report, everyone will laugh"). Then, have him picture what's more likely to happen ("Some people might laugh, but my friends would be nice"). If your youngster thinks realistically about the situation, he will be less apt to worry.♥


ACTIVITY CORNER



Honoring presidents

Two famous presidents, George Washington and Abraham Lincoln, were born in February. Your child can celebrate their birthdays with two presidential projects.

Make a monument. Many monuments have been built to honor presidents. Ask your youngster to design her own for a president she has studied. *Examples:* a giant pen for Thomas Jefferson, author of the Declaration of Independence; a rocket ship for John F. Kennedy, who set a goal to go to the moon.



Create a display. Have your child choose a president and think of items to represent his life. For Lincoln, she could include a top hat and a log cabin (built from pretzel rods and peanut butter). For Washington, she might cut out a star for the one he wore as a general and draw the flag of his home state of Virginia.♥

Q & A


Class assignments

Q: Lately my daughter hasn't been finishing assignments in class, and she has to complete them for homework. What should I do?

A: Talk to your youngster's teacher to find out what may be getting in her way. If she is performing on grade level, she may just need to work more efficiently.

Remind her that it's okay to give her eyes a break occasionally by looking around the room. But she shouldn't let herself get distracted. For example, if she has 10 math problems, she might keep her eyes on the paper until she has finished 5 of them.


Finally, if your daughter does bring classwork home, have her complete it before she visits friends or plays. She'll be more motivated to finish in class if she knows it will cut into her free time at home.♥



PARENT TO PARENT

Our unplugged household

My son's class has been learning about ways to protect the environment. One day while I was looking for my cell phone charger, Bradley found it plugged in, although my phone wasn't attached. He said his teacher had told him that plugged-in battery chargers use power even when they're not charging anything. That gave him an idea: our family could use less electricity.



So Bradley collected all of our chargers (cell phone, video camera, MP3 player) and put them in a basket next to a power strip. He asked us to unplug chargers when we're not using them and to turn the power strip off if nothing is charging. We're not wasting as much electricity now—and Bradley's already thinking of ways we can save water!♥

OUR PURPOSE

To provide busy parents with practical ideas that promote school success, parent involvement, and more effective parenting.

Resources for Educators,
a division of Aspen Publishers, Inc.
128 N. Royal Avenue • Front Royal, VA 22630
540-636-4280 • rfeonline.com
www.rfeonline.com

ISSN 1540-5621